



# JEEWAN JYOTI CHANDRA KAMAL ACADEMY

KALPI ROAD, ORAI, U.P. 285001


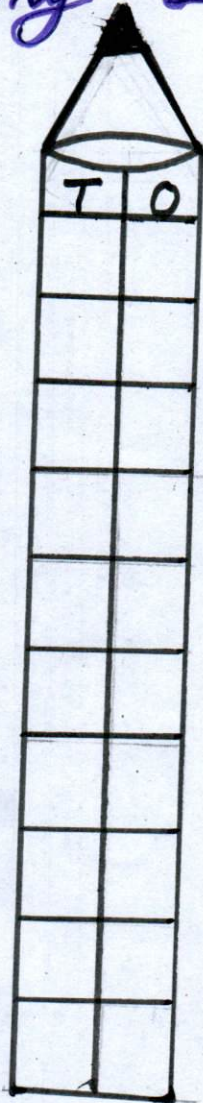

Student Name: \_\_\_\_\_

Summer




Class: L.K.G Subject: Math

VACATION 2026-27

⇒ Write counting 1 to 30



⇒ What comes after ?





# JEEWAN JYOTI CHANDRA KAMAL ACADEMY

KALPI ROAD, ORAI, U.P. 285001


Student Name: \_\_\_\_\_

Summer

Class: \_\_\_\_\_ Subject - Math

VACATION 2026-27

Count the picture and write the number name.



1. \_\_\_\_\_


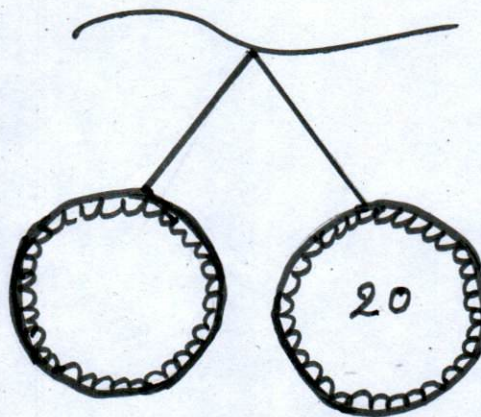

2. \_\_\_\_\_

3. \_\_\_\_\_

4. \_\_\_\_\_

5. \_\_\_\_\_

What comes before?





# JEEWAN JYOTI CHANDRA KAMAL ACADEMY

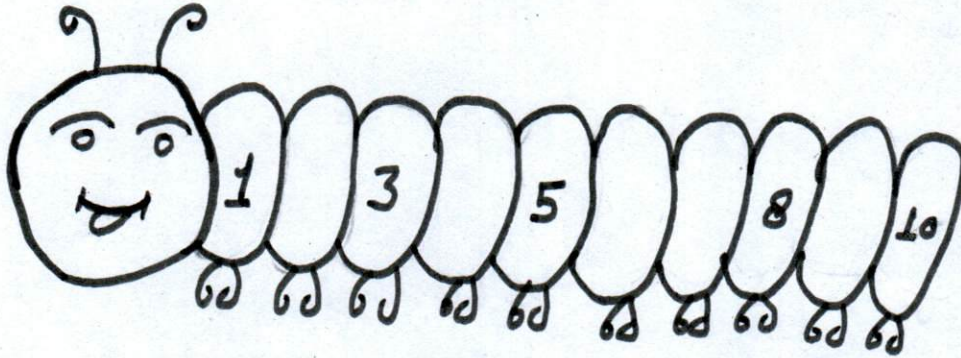
KALPI ROAD, ORAI, U.P. 285001

Student Name: \_\_\_\_\_





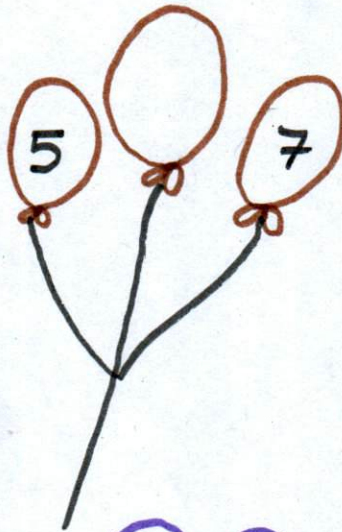

Summer

Class: \_\_\_\_\_ Subject- Math VACATION 2026-27

Write the missing numbers and colour the picture



→ What comes between ?





# JEEWAN JYOTI CHANDRA KAMAL ACADEMY

KALPI ROAD, ORAI, U.P. 285001


Student Name: \_\_\_\_\_

Summer


Class: \_\_\_\_\_ Subject: *Maths* VACATION 2026-27

→ Find and circle the number


3




6



→ Count the picture and write the number



= \_\_\_\_\_



= \_\_\_\_\_



= \_\_\_\_\_



= \_\_\_\_\_





# JEEWAN JYOTI CHANDRA KAMAL ACADEMY

KALPI ROAD, ORAI, U.P. 285001


Student Name: \_\_\_\_\_

Summer

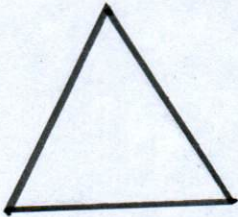
Class: \_\_\_\_\_ Subject: *Math* VACATION 2026-27

→ Match the shapes and colour the picture.



1.



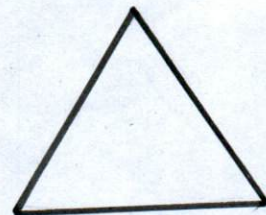

2.



3.



4.





# JEEWAN JYOTI CHANDRA KAMAL ACADEMY


KALPI ROAD, ORAI, U.P. 285001

Student Name: \_\_\_\_\_

Summer

Class: \_\_\_\_\_ *subject - Science* VACATION 2026-27

→ Colour the picture and write its name.





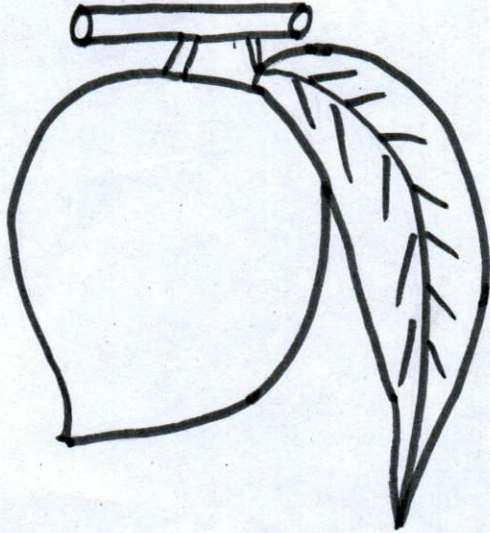
**JEEWAN JYOTI**  
**CHANDRA KAMAL ACADEMY**  
KALPI ROAD, ORAI, U.P. 285001

Student Name: \_\_\_\_\_

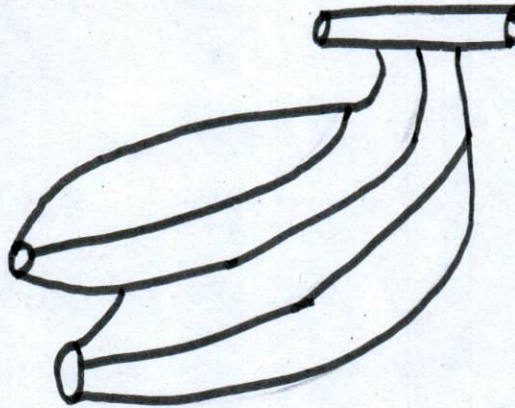
Summer

Class: \_\_\_\_\_ Subject - Science VACATION 2026-27


Colour the fruits and write their names.



1. \_\_\_\_\_



2. \_\_\_\_\_



3. \_\_\_\_\_





# JEEWAN JYOTI CHANDRA KAMAL ACADEMY

KALPI ROAD, ORAI, U.P. 285001

Student Name: \_\_\_\_\_

Summer

Class: \_\_\_\_\_

Subject - English VACATION 2026-27



Write All about yourself and colour it.

1. My name is \_\_\_\_\_.

2. My father's name is \_\_\_\_\_.

3. My mother's name is \_\_\_\_\_.

4. I am \_\_\_\_\_ year old.





# JEEWAN JYOTI CHANDRA KAMAL ACADEMY

KALPI ROAD, ORAI, U.P. 285001

Student Name: \_\_\_\_\_


Summer

Class: \_\_\_\_\_ Subject - *Science* VACATION 2026-27


⇒ Look at the pictures and write their name



1. \_\_\_\_\_



2. \_\_\_\_\_



3. \_\_\_\_\_



4. \_\_\_\_\_





# JEEWAN JYOTI CHANDRA KAMAL ACADEMY

KALPI ROAD, ORAI, U.P. 285001

Student Name: \_\_\_\_\_

Summer

Class: \_\_\_\_\_

Subject - Science VACATION 2026-27


→ Match the pictures and colour it.



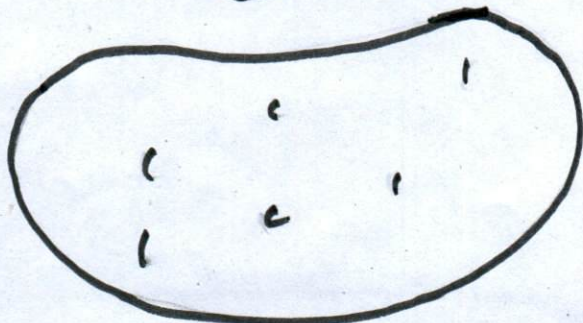
1. Brinjal



2. Potato



3. Tomato



4. Carrot



# JEEWAN JYOTI CHANDRA KAMAL ACADEMY

KALPI ROAD, ORAI, U.P. 285001

Student Name: \_\_\_\_\_

Summer


Class: \_\_\_\_\_

subject - English

VACATION 2026-27

*Look at the picture  
& colour it.*

*and write first letter*





# JEEWAN JYOTI CHANDRA KAMAL ACADEMY

KALPI ROAD, ORAI, U.P. 285001

Student Name: \_\_\_\_\_

Summer

Class: \_\_\_\_\_ Subject - English

VACATION 2026-27

⇒ Fill the missing letters. →

B			E	
G		I		K
L		N		
a		S		U
W				Z

⇒ Write the what comes after, before and between.

1. A —	2. — D	3. L — N
E —	— G	R — T
K —	— J	W — Y
M —	— O	E — G
S —	— R	B — D



**JEEWAN JYOTI  
CHANDRA KAMAL ACADEMY**  
KALPI ROAD, ORAI, U.P. 285001

Student Name: \_\_\_\_\_

Summer

Class: \_\_\_\_\_

Subject - English

**VACATION 2026-27**

*Cross out (X) the letter that is same as the one shown in the circle.*

Q

R R R Q R R R

T

T S S S S

H

N N H N N N

I

J I J J J J

K

L L L L K



# JEEWAN JYOTI CHANDRA KAMAL ACADEMY


KALPI ROAD, ORAI, U.P. 285001

Student Name: \_\_\_\_\_


Summer

Class: \_\_\_\_\_ Subject-English VACATION 2026-27

⇒ Write capital alphabets in A to Z.



⇒ Circle the correct letters.



K L M P S

B C E A P

F H K C A

N R U I L



**JEEWAN JYOTI  
CHANDRA KAMAL ACADEMY**  
KALPI ROAD, ORAI, U.P. 285001


Student Name: \_\_\_\_\_

Summer

Class: \_\_\_\_\_

Subject-English **VACATION 2026-27**

➔ Look at the pictures and match them with their letter



S

W

A

B

U



**JEEWAN JYOTI  
CHANDRA KAMAL ACADEMY**  
KALPI ROAD, ORAI, U.P. 285001

Student Name: \_\_\_\_\_



Summer

Class: \_\_\_\_\_

Subject - Hindi

VACATION 2026-27

→ चित्र को देखकर सही शब्द पर गोला बनाइए।



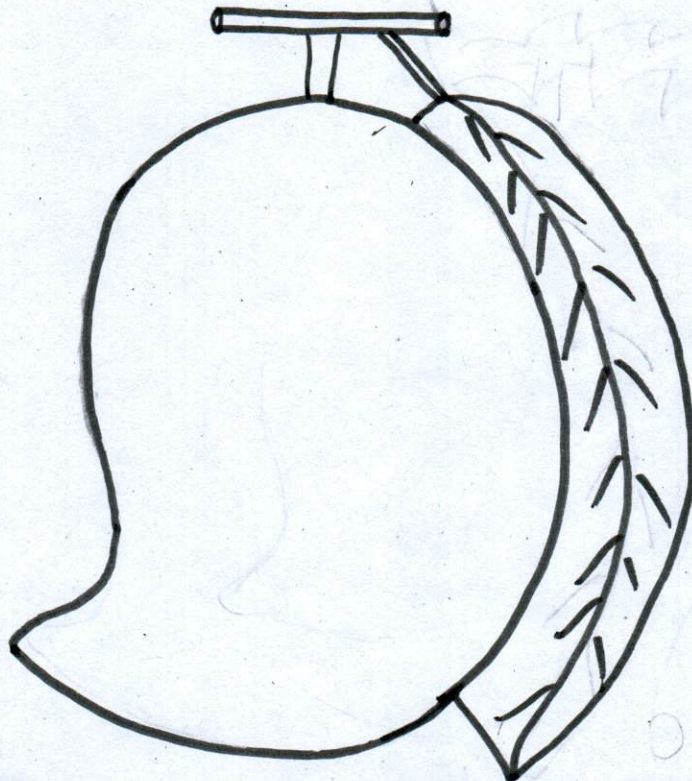
1. रथ बस

2. गज बक

3. कप टब

→ चित्र का पहला अक्षर लिखिए व रंग भरिये।

1. —





# JEEWAN JYOTI CHANDRA KAMAL ACADEMY

KALPI ROAD, ORAI, U.P. 285001

Student Name: \_\_\_\_\_

Summer


Class: \_\_\_\_\_ Subject- Hindi

VACATION 2026-27

⇒ अ से अः तक औलम लिखिये ।


⇒ शब्दों को जोड़कर लिखिये ।



फ + ल =




ह + ल =



घ + र =



न + ल =





# JEEWAN JYOTI CHANDRA KAMAL ACADEMY

KALPI ROAD, ORAI, U.P. 285001


Student Name: \_\_\_\_\_

Summer

Class: \_\_\_\_\_ Subject - Hindi

VACATION 2026-27

→ सही क्रमसे लगाइए और लिखिये ।



\_\_\_\_\_

\_\_\_\_\_

\_\_\_\_\_



# JEEWAN JYOTI CHANDRA KAMAL ACADEMY

KALPI ROAD, ORAI, U.P. 285001

Student Name: \_\_\_\_\_


Summer

Class: \_\_\_\_\_

Subject - Hindi

VACATION 2026-27

दिए गए चित्रों का सही अक्षर से मिलान कीजिए।



ग


ट

च




न

छ

म



नीचे दिए गए चित्रों से संबंधित अक्षर पर गोला चिह्न डालिए।



र प न

च क म

ट छ ग



**JEEWAN JYOTI**  
**CHANDRA KAMAL ACADEMY**  
KALPI ROAD, ORAI, U.P. 285001

Student Name: \_\_\_\_\_

Summer

Class: \_\_\_\_\_ Subject-Hindi

VACATION 2026-27

→ स्वर जो पहचानिए और उस पर गोला 'O' बनाइए ।

स अ म उ ल

ऊ न इ ह क

आ ई गा र औ

→ अगला अक्षर बनाइए ।

1. अ —

4. ऋ —

2. इ —

5. ए —

3. उ —

6. औ —